





2018 SENIOR C STATS - GAME 34

Ladder

Team	GP	Win	Loss	Draw	GF	GA	PIM	Pts
	10	8	0	2	42	17	64	18
	11	6	3	2	29	18	42	14
	11	6	4	1	33	19	42	13
	8	4	3	1	21	10	50	9
	10	3	5	2	28	30	52	8
	7	1	6	0	15	26	56	2
	9	1	8	0	20	65	34	2

Players

Player	Posn	GP	G	A	Pts	GPG	PPG	PIM
BORRETT Layne 7	F	9	11	6	17	1.22	1.89	4
PARAGAS Justin 11	F	10	8	6	14	0.80	1.40	4
SEARY Lachlan 60 (C)	D	8	11	2	13	1.38	1.63	2
IHALAINEN, Mika 7		10	8	5	13	0.80	1.30	2
TETREULT Dan 27	F	10	4	8	12	0.40	1.20	6
MAYE Don 11		8	6	4	10	0.75	1.25	4
MARSHALL Scott 25 (C)		10	6	4	10	0.60	1.00	4
JONES Adrian 17	F	10	4	6	10	0.40	1.00	2
ASHFORD Greg 12 (C)	F	11	6	3	9	0.55	0.82	2
EMIRLIOGLU Ali 6 (A)	F	10	5	4	9	0.50	0.90	4
STRAWBRIDGE Lee 33	F	10	3	6	9	0.30	0.90	4
MOORE Trent 32	F	10	7	1	8	0.70	0.80	6
DRAGILA Mal 88	D	8	6	2	8	0.75	1.00	20
DRUMMOND Peter 8	F	10	5	3	8	0.50	0.80	2
GRIMMER Ash 9	F	9		8	8	0.00	0.89	4
BULLOCK Duncan 56		10	1	6	7	0.10	0.70	6
DUBOVITSKY Dmitry 9		7	4	2	6	0.57	0.86	2
ROCHE Matt 15	F	7	4	2	6	0.57	0.86	4
JARRATT Ric 90	D	7	3	3	6	0.43	0.86	
WHITTING Tom 94	F	8	3	3	6	0.38	0.75	
MAATOUK Jerry 32	F	9	3	3	6	0.33	0.67	
TANK Kristy 2	F	9	2	4	6	0.22	0.67	2
TENTHOREY Eric 6 (A)	F	8	1	5	6	0.13	0.75	2
LLOYD Anthony 61	F	10	4	1	5	0.40	0.50	6
JUNAKOVIC Luke 17 (C)		7	3	2	5	0.43	0.71	2
BATES Jack 67	F	9	3	2	5	0.33	0.56	
VAN WIJK Erik 27 (A)	F	11	3	2	5	0.27	0.45	6
SHAW Arty 41		7	2	3	5	0.29	0.71	2
JOHNSTONE Greg 19	F	7	1	4	5	0.14	0.71	6
SEARY Gary 67	D	10	1	4	5	0.10	0.50	
MARSHALL Bryce 15 (A)	F	10		5	5	0.00	0.50	2
WALLACE Matt 58	F	6	3	1	4	0.50	0.67	4

POWER Luke 23	D	7	2	2	4	0.29	0.57	2
KORHONEN Tommy 6		8	2	2	4	0.25	0.50	8
HORVATH Ilya 16	D	10	2	2	4	0.20	0.40	14
LEE Nick 96		1	1	3	4	1.00	4.00	
KENYON Eiland 28		9	1	3	4	0.11	0.44	
WILLIAMS Mark 34	F	10		4	4	0.00	0.40	2
KENYON Owen 77		8	3		3	0.38	0.38	
MENDHAM Brittany 13	F	10	3		3	0.30	0.30	6
CASSAR Dave 42	F	5	2	1	3	0.40	0.60	4
RIEGER Chelsea 28	F	6	2	1	3	0.33	0.50	2
SCICLUNA Thomas 14	F	7	2	1	3	0.29	0.43	10
BALL Steve 39		9	2	1	3	0.22	0.33	2
EXTON Brad 29	F	10	2	1	3	0.20	0.30	6
GABELLONE Alberto 18	F	5	1	2	3	0.20	0.60	6
KELLY Shaun 22	F	5	1	2	3	0.20	0.60	
LOWRY Stuart 95	D	8	1	2	3	0.13	0.38	
SCANLAN Rowan 46	D	9	1	2	3	0.11	0.33	4
BALL Caleb 54		9	1	2	3	0.11	0.33	2
McLEOD Jackson 33	F	10	1	2	3	0.10	0.30	6
HAMILTON Matthew 11		5	2		2	0.40	0.40	4
REISNER Gabe 20	F	7	2		2	0.29	0.29	
LILLEY Adam 9	F	7	2		2	0.29	0.29	
MURRAY Hamish 54	F	2	1	1	2	0.50	1.00	4
MURRAY Ben 16		5	1	1	2	0.20	0.40	2
PEARCE Ben 72	F	5	1	1	2	0.20	0.40	6
KING Rory 26	F	5	1	1	2	0.20	0.40	
FLETCHER Aiden 22 (A)		7	1	1	2	0.14	0.29	
SIKMAN Novak 48	F	7	1	1	2	0.14	0.29	4
NGUYEN Ho 90	F	10	1	1	2	0.10	0.20	
HERMOLIN David (C) 18	F	10	1	1	2	0.10	0.20	
CULLEN Adam (C) 11	F	6		2	2	0.00	0.33	
THOMPSON Gaige 88	D	7		2	2	0.00	0.29	4
MENDHAM Linda (A) 27	D	10		2	2	0.00	0.20	4
MURPHY Ryan 76	F	6	1		1	0.17	0.17	12
GREEN Matt 8	F	8	1		1	0.13	0.13	6
HRABANEK Owen 13	D	8	1		1	0.13	0.13	4
KAIZIK Benjamin 58	F	8	1		1	0.13	0.13	2
ROBERTSON Nathan 76	D	9	1		1	0.11	0.11	2
JANELLE Denis 16		1		1	1	0.00	1.00	
PANTLIN Blake 81		3		1	1	0.00	0.33	2
MIHALJIC Davor 15	F	3		1	1	0.00	0.33	
CASALIS Nicole 11		4		1	1	0.00	0.25	
COLLETT Dave 24		4		1	1	0.00	0.25	2
FEDORUK Andrew 71		4		1	1	0.00	0.25	
RUGG Tom 88 (A)		6		1	1	0.00	0.17	2
HUDSON Kirsten 12	D	6		1	1	0.00	0.17	4
COCHRANE Kaylee 20		6		1	1	0.00	0.17	
WATSON Garret 53	F	6		1	1	0.00	0.17	2
FOK Elfie 13		7		1	1	0.00	0.14	26
NASH Phillip 55	F	7		1	1	0.00	0.14	
LEE Steven 65		7		1	1	0.00	0.14	6
MOON Steven 85	F	8		1	1	0.00	0.13	
WEATHERSTONE Jane 14	D	8		1	1	0.00	0.13	
YORK Charlie 51	F	8		1	1	0.00	0.13	6
WATSON Alex 7	D	10		1	1	0.00	0.10	6
MILLER Adrian 25	D	10			0	0.00	0.00	
SKRZECZEK Paul (A) 21	D	9			0	0.00	0.00	4
PRENTICE Craig 73	F	8			0	0.00	0.00	4

FINCK-LEAHEY Mitchell 57	F	8			0	0.00	0.00	
ARCHER Glenn 37		7			0	0.00	0.00	
PHAM Dean 49	F	7			0	0.00	0.00	2
WALLACE Angus 52	F	7			0	0.00	0.00	8
PANTICH Damien 31		6			0	0.00	0.00	4
HOBLEY Luke 36	F	6			0	0.00	0.00	
D'ADDARIO Sam 59	F	5			0	0.00	0.00	
KAIHDY Andrae 31	F	5			0	0.00	0.00	
OKSANICH Mikhail 40	F	5			0	0.00	0.00	
KIRKER Ben 97		4			0	0.00	0.00	
LINES Darren 68		4			0	0.00	0.00	2
KENYON Endillion 17		4			0	0.00	0.00	
DOORNBOS Jakob 39	F	4			0	0.00	0.00	
DOORNBOS Nicholas 43	F	4			0	0.00	0.00	
ARMSTRONG Leish 8	D	3			0	0.00	0.00	2
MILLER Jeremy 77	D	3			0	0.00	0.00	2
RUMMIKAINEN Rish 10	F	3			0	0.00	0.00	
HODGES, Pete 69		2			0	0.00	0.00	
BRUNT Andrew 71		1			0	0.00	0.00	
TAYLOR Martin 46	F	1			0	0.00	0.00	
TURNER Christian 39	F	1			0	0.00	0.00	
CLYDE-SMITH Steve 15		5			0			
McLEOD Pete 53		2				0.00	0.00	2

Goalies

Player	GP	Shots	S Saved	GA	GAA	Shutouts	Save%
WHITE Lachlan 22	8	141	134	7	0.88	3	95.04%
LEE Nick 1	10	244	229	15	1.50	3	93.85%
WATSON Kirk 1	1	30	28	2	2.00		93.33%
LABRUM Matt 0	11	222	204	18	1.64	1	91.89%
GREENE John 1	9	149	134	15	1.67	2	89.93%
CLARK Lachlan 32	7	195	169	26	3.71	1	86.67%
MENDHAM Cody 1	10	203	173	30	3.00		85.22%
BUTLER Hannah 30	8	236	185	51	6.38		78.39%
HODGES Pete 69	1	17	13	4	4.00		76.47%
CROYCE Alex 1	1	35	21	14	14.00		60.00%